



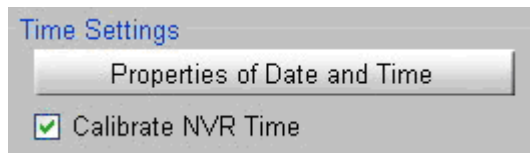
Tech Issue	TXP-018	Created	Jan. 20, 2009
		Modified	May 30, 2009
Category	Configuration		
Product	All products		
Title	How to setup NTP function in Video Server/IP camera?		

How to setup NTP function in Video Server/IP camera?

NTP (Network Time Protocol) is a protocol for synchronizing the clocks of the network devices. With NTP function, you can synchronize your computer and your IP devices to a time server.

The NTP setting procedure is as follows:

1. Click the  icon on the main menu bar on the top of the CMS Live-View Mode.
2. Click on the  button on the left on the Setup menu. The system will switch to the Miscellaneous page.
3. On the **Time Settings** Section, click **Properties of Date and Time** to select time.



4. You can check the **Calibrate NVR Time** box to synchronize all NVRs.