



Vehicle 168

3G-TX1

Operation Manual

©Copyright VisionSoft Inc. 1992-2010
©Copyright Telexper International Inc. 1992-2010


3.5G Trainmission Device (Optional) Installation

- Model: 3G-TX1


- Product Overview:



- Product Front View



- Product Rear View



Front	Description	Rear	Description
75Ω On/Off	Default Setting is Off	RS232	Connect to the Blue Tooth port from the Vehicle DVR
Audio Out	Audio Output	USB	Connect to 3.5G Modem (Transmission Module)
Audio In	Audio Input		
Video In	Video Input (From Vehicle DVR Video Output)		
LAN	For Program update		
Gnd	Gnd for Alarm In		
Alarm In	Alarm Input		
Gnd	Gnd for DC 12V In		
DC 12V In	DC12V Input		
RS485-	RS485(-)		
RS485+	RS485(+)		



When RS-232 connectors are connected, please turn screws tight to avoid connectors loosing when vehicle is running.

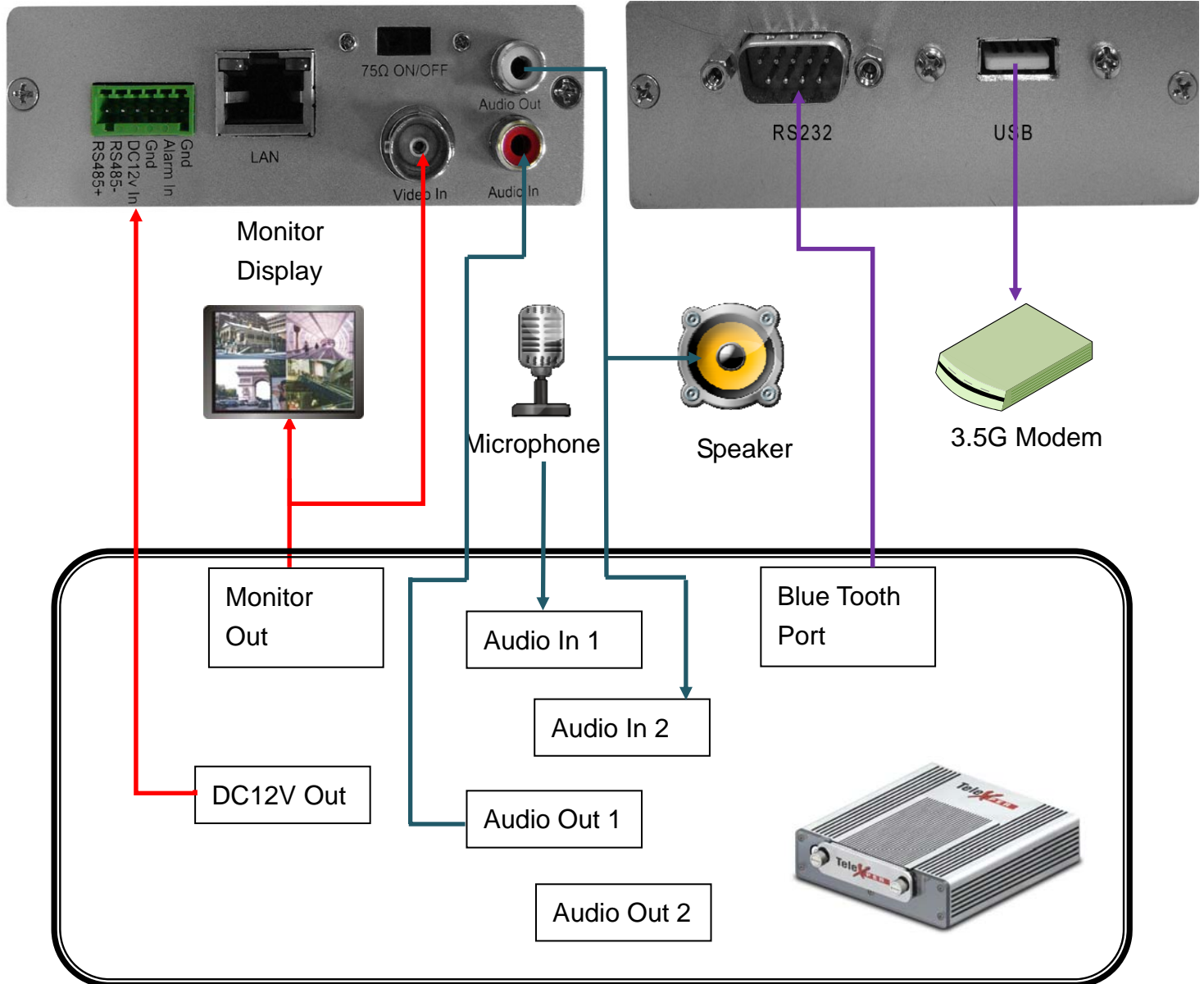
[Back to Content](#)

3.5G Trainmission Device (Optional) Connected Structure

- Model: 3G-TX1

- Product Front View:

- Product Rear View



Vehicle 168 DVR